




# TEXAS FAIRFAX COMPANY

## GAUGE ADAPTER SPECIFICATIONS

Gauge Adapter		
	<b>Body:</b> 1/4" NPT Female Brass	
	Part Number	Description
	GA-80-01	Gauge Adapter 1/16" 304 Stainless Steel Needle (probe guard optional)
GA-80-02	Gauge Adapter 1/8" 304 Stainless Steel Needle (probe guard optional)	

	
<b>Gauge adapter w/ probe guard installed</b>	<b>Gauge adapter / pressure gauge assembly</b>

### Pressure Test Procedure

1. Attach gauge adapter to pressure gauge appropriate for expected line pressure.
2. Remove cap from P/T Plug.
3. Insert gauge adapter probe – gauge will read pressure instantly.
4. Remove gauge / gauge adapter assembly. Valve core will re-seal upon removal.
5. Replace plug cap.